

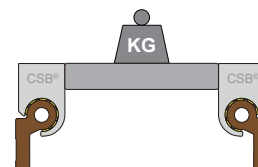
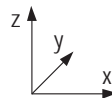
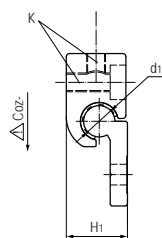
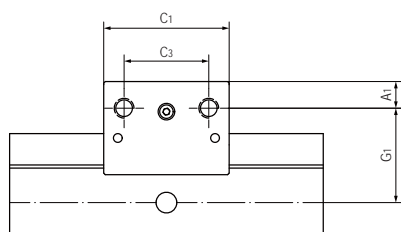
## WRU02圆导轨混合滑块 Round rail hybrid blocks



### 产品特性 Product features

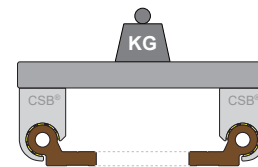
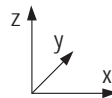
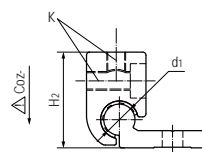
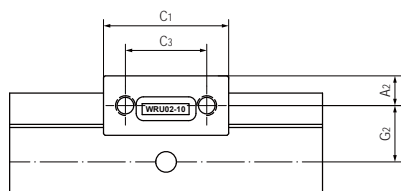
- 标准滚动与滑动混合滑块
  - 顺畅运动且驱动力比标准型下降45%
  - 导向滑动膜标准材料EPB13
  - 抵抗灰尘与无噪音运行
  - 可用于WR系列单轨和双轨
  - 多种安装方式可选
- Rolling and sliding hybrid blocks
  - Smooth moving and driving force reduced 45%
  - Sliding liners material: EPB13
  - Resistant dust and quiet operation
  - For WR single and dual guide rails
  - Various installation options are available

### 标准规格 Standard specifications



安装方式 Installation Method

产品编码 Part No.	d <sub>1</sub> [mm]	公差 Tolerance [mm]	C <sub>1</sub> [mm]	C <sub>3</sub> [mm]	G <sub>1</sub> [mm]	A <sub>1</sub> [mm]	H <sub>1</sub> [mm]	K [mm]	最大静态载荷 Max. static load [N]	Coz- 最大动态载荷 Max. dynamic load [N]	重量 Weight [g]
WRU02-10	10	+0.088/+0.030	40	27	30.1	8.5	19.5	M6	460	1440	35
WRU02-16	16	+0.088/+0.030	50	34	37.5	11	26.5	M8	680	1760	66
WRU02-20	20	+0.091/+0.030	58	40	42	11	35	M8	960	2480	130



安装方式 Installation Method

产品编码 Part No.	d <sub>1</sub> [mm]	公差 Tolerance [mm]	C <sub>1</sub> [mm]	C <sub>3</sub> [mm]	G <sub>2</sub> [mm]	A <sub>2</sub> [mm]	H <sub>2</sub> [mm]	K [mm]	最大静态载荷 Max. static load [N]	Coz- 最大动态载荷 Max. dynamic load [N]	重量 Weight [g]
WRU02-10	10	+0.088/+0.030	40	27	18	9.5	30.6	M6	460	1440	35
WRU02-16	16	+0.088/+0.030	50	34	19	12.5	41.8	M8	680	1760	66
WRU02-20	20	+0.091/+0.030	58	40	19	16.8	52	M8	960	2480	130